



READY STEADY TOKYO - ARCHERY

Test Event Information

July 6 2019





Dear Member Associations,

On behalf of The Tokyo Organising Committee of the Olympic and Paralympic Games I am delighted to introduce this Test Event Team Manager's Booklet for "READY STEADY TOKYO - Archery".

I would like to thank everyone from the IOC/IPC, World Archery Federation, NOCs/NPCs and all the member associations of World Archery for their support and advice in working with us to ensure everything is in place for the teams and the athletes.

We hope you will find the information contained in the booklet beneficial to your preparations for this Tokyo 2020 Test Event.

If you need any further information, please do not hesitate to contact our sport management team.

Yours in Archery,

A handwritten signature in black ink, which appears to be 'Koji Murofushi' in Japanese calligraphy.

Koji Murofushi
Sports Director
Tokyo 2020 Organising Committee



Dear Team Managers,

On behalf of the Tokyo Organising Committee of the Olympic and Paralympic Games (hereafter Tokyo 2020 Organising Committee), I would like to extend a warm welcome to you and your country to participate in the Tokyo 2020 Test Event "READY STEADY TOKYO".

Hope this event will be a good preparation for your team aiming for next year's Games.

I wish all the teams good luck and success.



Yuko Okura
Archery Sport Manager
Tokyo 2020 Organising Committee

Agenda of the Team Managers meeting

- 1. Event Overview ... p.6**
 - Event Information
 - Event Schedule
 - Competition Schedule
- 2. Key Contacts ... p.8**
 - World Archery Representatives, Tokyo 2020 Competition Management
 - International Technical Officials (ITOs), National Technical Officials - (NTOs)
- 3. Competition Overview ... p.10**
 - 3.1. Number of participants per category
 - 3.2. Competition Format
- 4. Sport Rules & Procedures ... p.11**
 - 4.1. Practice-training
 - 4.2. Equipment inspection
 - 4.3. Team manager's meeting
 - 4.4. Ranking Round & scoring information
 - 4.5. Elimination rounds & final rounds
 - 4.6. Appeal procedure (Form attached)
- 5. Technical matters ... p.13**
 - 5.1. Timing control system
 - 5.2. Results system
 - 5.3. Notice on platform specification for para athletes
 - 5.4. Rules that apply in this event.
 - 5.5. Sports Information Center
 - 5.6. Accreditation
 - 5.7. Panasonic heart beat
 - 5.8. Online Survey
- 6. Competition Procedures ... p.16**
 - 6.1. Competition procedures
 - 6.1.1. Call to competition
 - 6.1.2. Athletes' Agent
 - 6.1.3. Storage of the equipment
 - 6.2. Post-Competition Procedures
 - 6.2.1. Leaving the field of play
 - 6.2.2. Result Distribution
 - 6.3. Protocols, Ceremonies & Clean Sports
 - 6.3.1. Mixed zones
 - 6.3.2. Doping control
 - 6.3.3. Alcohol test
 - 6.3.4. Ceremonies
- 7. Venue Information ... p.18**
 - 7.1. Venue Access
 - 7.2. Facilities at the competition and training venue
 - 7.3. Venue Map
- 8. General Information ... p.21**
 - Transportation
 - Meals
 - Water on the Venue
 - Wastes
 - Medical Related Issues
 - City Information
 - Tokyo 2020 Test Event READY STEADY TOKYO Official Website
 - Official License Shop Info
 - Tokyo2020 PR Station Info
 - Top 10 things to do in Tokyo
- Mixed Team Member Nomination Form ... p.25**
- Appeal Form ... p.26**

Roll call of all attending nations (ED)

Opening

- Brought to order by the World Archery Event Director (ED), Mr. Chris MARSH
- Introduction of the panel, by World Archery ED, Mr. Chris MARSH
- Welcome speech, of the World Archery Secretary General, Mr. Tom DIELEN
- Welcome speech, by Organising Committee, Ms. Yuko OKURA

2) Introduction of Officials (ED)

- Organising Committee members, by Ms. Yuko OKURA
- Tournament Judges Commission, by the Chairperson of Judges Hannah BROWN
- Director of Shooting, by the Chairperson of Judges
- Jury of Appeal, by World Archery ED

3) Competition Overview (ED + Chairperson of Judges)

- 3.1. Number of participants per category
- 3.2. Competition format

4) Sport Rules & Procedures (ED + Chairperson of Judges)

- 4.1. Practice-training
- 4.2. Equipment Inspection
- 4.3. Team Manager's Meeting
- 4.4. Ranking Round & scoring information
- 4.5. Elimination Rounds & Final Rounds
- 4.6. Appeal Procedure (Form attached)

5) Technical Matters (ED + Chairperson of Judges)

- 5.1. Timing Control system
- 5.2. Results system
- 5.3. Notice on platform specification for Para Archers
- 5.4. Rules that apply in this event.
 - 5.4.1. Ranking (World Archery Ranking)
 - 5.4.2. Dress regulations and Rule 50
 - 5.4.3. Individual Alternate Shooting (Rule Book 3 – 13.6.2.)
 - 5.4.4. Individual Shoot-off (Rule Book 3 – 14.5.2.2.)
 - 5.4.5. Mixed Team Shoot-off (Rule Book 3 – 14.5.2.3.)
- 5.5. Accreditation
- 5.6. Sports Information Center

6) Competition Procedures(OC)

- 6.1. Competition Procedures
 - 6.1.1. Call to Competition
 - 6.1.2. Athletes' Agent
 - 6.1.3. Storage of the archery equipment
- 6.2. Post-Competition Procedures
 - 6.2.1. Leaving the field of play
 - 6.2.2. Result Distribution
- 6.3. Protocols, Ceremonies & Clean Sports
 - 6.3.1. Mixed Zones
 - 6.3.2. Doping control
 - 6.3.3. Alcohol Test
 - 6.3.4. Ceremonies

7) Medical Related issues (Medical representative)

8) Other matters of Importance (World Archery ED)

9) Questions from Team Managers

10) Closure (ED)

Event Information

Name of the Event	Tokyo 2020 Test Event "READY STEADY TOKYO – Archery"
Sport Events	Individuals, Mixed teams
Venue	Yumenoshima Park Archery Field
Location	2-1-4 Yumenoshima, Koto-ku, Tokyo, JAPAN
Competition Date	11 July 2019 – 18 July 2019 *Official Practice on 11 July 2019
Entry Fees	Yes
Prize Money	No
Ticketed Event	No
World Ranking and World Record Status	Yes

Event Schedule

Day	Date	Activity
Day-1	10 July	Official arrivals day (airport transportation provided upon request)
Day 0	11 July	Team Managers' meeting 14:00 ~ Athlete Lounge Official practice, registration and equipment inspection
Day 1	12 July	70M Ranking Round for women and men
Day 2	13 July	Mixed Team: 1/8 Elimination matches to Gold Medal Match
Day 3	14 July	Men's and Women's Individual: 1/32 and 1/16 Eliminations
Day 4	15 July	Men's and Women's Individual: 1/32 and 1/16 Eliminations
Day 5	16 July	Men's and Women's Individual: 1/32 and 1/16 Eliminations
Day 6	17 July	Women's Individual: 1/8 Eliminations to Gold Medal Match
Day 7	18 July	Men's Individual: 1/8 Eliminations to Gold Medal Match
Day 8	19 July	Departure day

Competition Schedules

Date	Time	Activity	
11 July	9:00-11:00	Women's Official Practice	
	13:00-15:00	Men's Official Practice	
12 July	8:20-8:50	Warm-up	
	9:00-11:00	Women's Ranking Round	
	12:20-12:50	Warm-up	
13 July	13:00-15:00	Men's Ranking Round	
	8:00-8:20	Shoot-off (if any)	
	9:30-12:05	Mixed Team: 1/8 Eliminations	
	14:15-16:09	Mixed Team: Quarter finals & Semi finals	
	16:14-16:33	Mixed Team Bronze Medal Match	
14 July	16:34-16:53	Mixed Team Gold Medal Match	
	16:58-17:10	Victory Ceremony	
	9:00-12:55 14:00-17:55	Men's / Women's Individual: 1/32 & 1/16 Eliminations	
	15 July	9:00-12:55 14:00-16:40	Men's / Women's Individual: 1/32 & 1/16 Eliminations
		9:00-12:55 14:00-16:40	Men's / Women's Individual: 1/32 & 1/16 Eliminations
17 July	9:30-11:15	Women's Individual: 1/8 Eliminations	
	14:45-16:15	Women's Individual: Quarter finals & Semi finals	
	16:20-16:35	Women's Individual Bronze Medal Match	
	16:35-16:50	Women's Individual Gold Medal Match	
	16:55-17:10	Victory Ceremony	
18 July	9:30-11:15	Men's Individual: 1/8 Eliminations	
	14:45-16:15	Men's Individual: Quarter finals & Semi finals	
	16:20-16:35	Men's Individual Bronze Medal Match	
	16:35-16:50	Men's Individual Gold Medal Match	
	16:55-17:10	Victory Ceremony	

World Archery (WA) Representatives

President	Prof. Dr. Ugur Erdener	TUR
Secretary General	Tom Dielen	SUI
Technical Delegate	Chris Marsh	GBR
Technical Delegate	Guo Bei	CHN
Results & Technology Team	Matteo Pisani	ITA
Communication Team	Chris Wells	GBR

World Archery (WA) Headquarters

Maison du Sport International Av. de Rhodanie 54 Lausanne, Switzerland
www.worldarchery.org

Tokyo 2020 Competition Management

Archery Sport Manager	Yuko Okura
Archery Service Manager	Yasuhiro Shiwaku
Archery Technical Operation Manager	Maki Nakano
Archery Administrative Supervisor	Hisaya Sudo

The Tokyo Organising Committee of the Olympic and Paralympic Games

8th Floor, Harumi Island Triton Square Office Tower Z
 1-8-12 harumi Chuo-ku, Tokyo, 104-6208, Japan

Tokyo 2020 Organising Committee contact:

Email: archerytestevent@tokyo2020.jp

Language: English, Japanese

*Please note that this contact should be used solely by Member Associations in matters related to the Tokyo 2020 Test Event.

International Technical Officials (ITOs)

Chair of the Tournament Judges Commission	Hannah Brown	GBR
Judge (Deputy Chair)	Robert Erica	NED
Judges	Ringa Baltrusaite	LTU
	Karla Cabrera	PHI
	Fulvio Cantini	ITA
	David Catalan	ESP
	Guillermina Garcia Avila	MEX
	David Martin	RSA
	Yu-Hsuan Pan	TPE
	Sabrina Steffens	GER
	Schandorff Vang	FRO
	Alexandre Vecchio Passerini	BRA
	Lian Wang	CHN
Director of Shooting	Vladimir Dominguez	CUB
Chairman of Jury of Appeal	Sergio Font	CUB
Jury of Appeal	Indranil Datta	IND
	Graham Potts	GBR

National Technical Officials (NTOs)

Name by Alphabet	Ting-Ni Chen	Koichi Ikeda
	Keisuke Kihara	Makoto Nanasawa
	Mitsuyo Nomura	Junji Ozawa
	Ayaka Saito	Aya Shinkai
	Masatoshi Shinohara	Masayuki Sugawara
	Zheng Yuan David Tan	Erika Yamaki

3.1. Number of Participants per category

As of JUNE 30

Men	Women	Mixed
Recurve Men Individual (66)	Recurve Women Individual (61)	Mixed Teams Recurve
Para Athletes Recurve Men Open (3)	Para Athletes Recurve Women Open (2)	

3.2. Competition Formats

The archery competition will begin with the women's and men's Ranking Rounds, which will determine the seedings for both the Individual and Mixed Team events. After the Ranking Rounds, all three medal events will be conducted in a single-elimination format, with individual archers and mixed teams competing in a series of head-to-head matches. The winners of the two semi-finals will proceed to the Gold medal match, and the others will compete in the Bronze medal match.

Day -1 (10th July 2019)

Official date of arrival (airport transportation will be provided upon request)

Day 0 (11th July 2019)

Official Training and Equipment Inspection will take place at the Ranking Round Field in Yumenoshima Park Archery Field. Team Managers' meeting will take place at the facility next to the Ranking Round Field.

Day 1 (12th July 2019)

The two Ranking Rounds, one each for the women's and men's events, will be held on Day 1 of the Test Event. In the Ranking Rounds, each archer will shoot 72 arrows. The archers will be ranked by their Individual scores. Any ties will be solved according to the World Archery Rules.

The Ranking Round scores will also be used to determine the seedings for the Mixed Team events. The result of the highest scoring male and female archers from each team will be combined to give a total Mixed Team score. Top 15 Mixed Teams will proceed to the Elimination Round. Additionally 1 Para International Mixed Team will be pre-seeded automatically.

Days 2 (13th July 2019)

The Mixed Team event will be held on Day 2, and will be completed in a single day. The event will begin in the morning with the early Elimination Rounds, and will continue in the afternoon with the Gold medal match and the Victory ceremony.

Days 3, 4 and 5 (14th, 15th and 16th July 2019)

The women's and men's Individual events will begin on Day 3. The 1/32 and 1/16 rounds in each event will be held over Days 3, 4 and 5 with both morning and afternoon sessions.

Days 6 and 7 (17th and 18th July 2019)

The Final rounds of the women's Individual event will take place on Day 6. The morning session will feature the eight matches in the 1/8 round, followed in the afternoon by the quarter-finals, the semi-finals, the Bronze medal match, the Gold medal match and the Victory ceremony.

The Final rounds of the men's Individual event will take place on Day 7, following the same format.

Days 8 (19th July 2019)

All the participants to depart on this day as official closure day of the event.

The archery competition will be held in accordance with the editions of the following documents that are in force at the time of the Test Event:

World Archery CONSTITUTION AND RULES (April 2019)

(available at worldarchery.org/rulebook/.)

IOC OLYMPIC CHARTER

(available at www.olympic.org/olympic-charter/documents-reports-studies-publications)

Rule 50

(attached at the end of this document - for your reference next year)

In accordance with Rule 46 (Role of the IFs in relation to the Olympic Games) and the Bye-law to Rule 46 of the IOC Olympic Charter, World Archery will be responsible for the control and direction of the archery competition.

4.1. Practice - Training

Official Practice 11 July

- 09:00hrs – 11:00hrs Recurve Women.
- 13:00hrs – 15:00hrs for Recurve Men.

Practice field is available from 13 July

Saturday 13 – Thursday 18

- 09:00 -18:00hrs (open during lunch time)

- Official Practice and Ranking Round shooting will be organized in AB format.

Qualification Round Practice

- 3 ends of 4 minutes practice on the Ranking Round field to immediately follow once the field is ready.
- The training field will be in the same field and will be available from 13 July until the last day of the competition. Non-competing athletes can use the practice field.
- Transportation is available for athletes between the Competition and official hotels.

4.2. Equipment Inspection

Athletes' equipment inspection will take place on 11 July at the athletes' equipment inspection area, located on the Ranking Round Field (See **7.3 Venue Map p.20**). All athletes must have their equipment, accreditation and team uniform inspected at the times specified during official practice.

4.3. Team Managers' Meeting

DATE: 11th July 2019

TIME: 14:00 – 15:00

LOCATION: The Teams Manager Meeting will take place at the athlete lounge in BumB (facility next to the Ranking Round. See **7.3 Venue Map p.20**).

The World Archery Secretary General, Technical Delegates, Judge Commission Chairperson and the Tokyo 2020 Archery Sport Manager will be present at the meeting. Team Managers should attend the meeting and should bring with them the Team Managers' Booklet.

4.4. Ranking Round

Ranking Round will take place first and the results are used to seed athletes for the elimination match rounds. 3 ends of 4 minutes practice will start for the Ranking Round to immediately follow once the field is ready. Shooting will be organized in AB format with 2 athletes per target. Target faces will **NOT** be changed after practice ends. Please instruct your athletes to mark all arrow holes during practice.

In cases of shoot-off, to determine the cut, individual shoot offs will take place immediately after the ranking round. For the mixed team, shoot-off, this will take place in the morning before the first elimination mixed team match of the day (13 July 2019). There is no top 8 pre-seeding at the test event or games time.

This test event is a readiness exercise to test the venue for both Olympic and Paralympic Games, Individual para athletes and para mixed team will be automatically be pre-seeded into the elimination brackets. Therefore, the cut for individual men is 61 and the cut for mixed team is 15. Those athletes not qualifying for the elimination phase of the competition, time will be arranged for these athletes to experience the finals field of play.

4.5. Elimination Rounds & Finals Rounds

After the Ranking Round, in which archers will each shoot 72 arrows to determine the rankings, the individual events will utilise the set scoring system introduced in 2010. All matches will be the best of five (5) sets, with three (3) arrows per set. The winner of each set will be awarded two (2) points. If the scores are tied at the end of a set, each archer will receive one (1) point. If the match is tied at 5-5 after the fifth set, there will be a single-arrow shoot-off, and the archer whose arrow is closest to the center will win unless both archers shoot a 10.

If both shoot a 10, or the arrows are measured the same distance from the center, each archer will shoot a second arrow. At this stage the arrow closest to the center will win, even in the case of both archers shooting a 10. Subsequent tie break arrows are only required if the arrows cannot be separated by measuring. The archer whose arrow is closer to the center will win the match 6-5.

The Elimination Rounds of the Mixed Team events will also use a set scoring system. Each Mixed Team will shoot four (4) arrows, two (2) arrows per archer and the team with the highest total score will win the set. The winner of each set will be awarded two (2) points. If the scores are tied at the end of a set, each team will receive one (1) point each. If the match is tied at 4-4 after the fourth set, there will be a shoot-off match. Each archer will shoot a single arrow and the team who has the highest total score will win the match. If the scores are tied, the match will be won by the team with the closest arrow to the center, with the second arrow acting as further tiebreakers if required.

The warm-up area, which comprises of eight (8) targets on the left side of the Ranking Round field, will be reserved to athletes before they are called to Finals venue.

4.6. Appeal Procedure

An Appeal form is attached to this document. Follow the instructions given to file an appeal.

- In case of an Intent to Appeal or an actual Appeal, the times indicated on the Appeal form must be considered.
- Appeal forms should be given to the Chairperson of the Tournament Judge Commission or to their deputy.
- A fee of US\$50- (Euro€50-, JPY¥5,000-) must be paid to the Chairperson of the Tournament Judge Commission, for the Appeal to be valid.
- If the Appeal is upheld by the Jury of Appeal, the fee will be returned. In the case of the Appeal being rejected, the fee will not be returned.

5.1. Timing Control System

OMEGA Timing equipment will be used for timing and scoreboards.

5.2. Result System

Ranking Round - scoring will be completed by athletes. One athlete records on the official paper based score sheet, while another athlete, on that same target, will enter the scores into the scoring tablet. Each athlete should verify that all scores are written and entered correctly. Please note that erasable pens (e.g. *FRIXION* Pens) cannot be used for filling in score cards.

Scorecards **MUST** be signed by both the athletes to verify their scores, have all the totals mathematically correct with the 10s+Xs and X count fully completed. Any scorecards where the 10s+Xs and X count are not completed, a "0" will be given for the total of 10s+Xs and X count for that athlete. Any score cards not signed or the score total is missing will result in disqualification (score as 0).

Elimination Round – scoring will be completed by the agents. Scoring Judge records the arrow values of both athletes/teams on the paper score sheet. Both athlete agents' should verify that all scores are written correctly.

At the end of the match, the scorecard must be fully completed and signed by the agent/judge in involved in the match.

Scoring tablets will be used during the Ranking Rounds, but not in the Finals. Mr. Matteo PISANI (World Archery Results & Technology Manager) is responsible for the results of the event.

IMPORTANT NOTE: Please access Sport Information Center at the athlete facility for confirmed results.

5.3. Notice on platform specification for Para Archers

Ranking Round field comprises of natural grass to the targets and a concrete shooting line. The finals venue will have a low platform and carpeted to the target. Bow stands with spikes can not be used and shooting stools can not be staked to the ground.

5.4. Rules that apply in this event

5.4.1. The Rankings

At the end of the event, the World Rankings (<https://worldarchery.org/world-ranking>) are updated every two weeks.

5.4.2. Clothing and equipment

Clothing and equipment used by athletes and other participants in the archery competition must comply with the following documents:

World Archery CONSTITUTION AND RULES

(available at worldarchery.org/rulebook/): Book 3: Target Archery

THE OLYMPIC CHARTER

Rule 50: Advertising, demonstrations, propaganda and Bye-law to Rule 50

<https://stillmed.olympic.org/media/Document%20Library/OlympicOrg/General/EN-Olympic-Charter.pdf>

*Rule 50 will not be enforced at the Test Event. However athletes and coaches will be notified for any infringement of this rule in preparation of the Games. Information on rule 50 is attached with this document or can be viewed at the Sports Information Center.

5.4.3. Individual Alternate Shooting (Rule Book 3 – 13.6.2.)

- When there is individual alternating shooting, athletes competing shall go to the shooting line upon the 10 seconds alerting signal. At the end of the 10 seconds, one sound signal shall start the 20 second shooting period for the first athlete (same for Para athletes at this event) in the match. As soon as the first arrow is shot or the time runs out, the countdown clock for the opponent athlete is started to indicate the appropriate 20 second shooting period to shoot one arrow. The athletes of the match shall continue to alternate their shots following the countdown clock visual signal until each athlete has shot their three arrows or the athlete is sure they can no longer win the match. The losing athlete may then vacate the shooting line and congratulate the winner.
- If the time runs out a sound signal shall indicate to the other athlete/team the start of his/their time period or the end of the end/set.

5.4.4. Individual Shoot-off (Rule Book 3 – 14.5.2.2.)

- A single arrow shoot-off for score;
- If both archers score a 10 (recurve) on their first shoot-off arrow, then the match would be considered a tie and a second shoot-off arrow will be needed to resolve the match;
- If the score is the same the arrow closest to the centre of the target face shall resolve the tie and if the distance is the same, successive single arrow shoot-offs, until the tie is resolved.
- If both athletes miss the scoring area of the target, both athletes will shoot an additional arrow.

5.4.5. Mixed Team Shoot-off (Rule Book 3 – 14.5.2.3.)

- Two-arrows for a mixed team shoot-off for score, a single arrow by each mixed team member;
- If the score is tied, the mixed team with the arrow closest to the centre shall win;
- If still tied the second arrow closest to the centre shall determine the winner.

5.5. Sports Information Center (SIC)

Sport-related information will be distributed at the SIC located in the lobby of BumB, the athlete facility beside the Ranking Round Field. The SIC will open on 10 July 2019, and will be open every day until the 18 July 2019 (See **7.3 Venue Map p.20**)

The registration/distribution of the accreditation card will be handled at the SIC.

The SIC will provide and distribute, printed on demand, sport-related information such as, Competition Schedule & Results, Start Lists, Training Schedule and general information related to the Test Event. Access to the SIC is limited to personnel with the accreditation, Team Officials, Athletes and IF Representatives.

In case of lost items, Member Association delegates and IF representatives should be directed to the SIC to report the item/s. This is also the location to which all item/s found should be delivered.

5.6. Accreditation

Athletes and team officials, registered in WAREOS, will be issued OR have their existing World Archery accreditation activated. Please ensure all details are correctly entered in WAREOS.

Accreditation will consist of, a photograph, full name, role, category/bow discipline, country of representation, individual World Archery ID code and access privileges. Please note that part of the accreditation card will be masked/covered by Tokyo 2020 for the purpose of branding protection.

5.7. Heartbeat Identification System Test

Panasonic will be conducting testing for their heartbeat identification system. 4 Cameras are placed on the FOP to collect athlete heartbeat information. Heart beat information collected will be kept confidential and will not be broadcast or shared on the field of play. To test the accuracy of the data received of the cameras, Panasonic are looking for athletes to volunteers to wear a Polar belt (around their chest) while warming up and shooting their elimination match. All data collected will be shared with the athlete after the event. If your athlete would like to participate in this test, please inform Chris Marsh at world archery.

5.8. Online Survey

Tokyo 2020 would like to have feedback from the participants of the event. It would be appreciated if all archers and coaches submit their answers to an online survey by 19 July 2019. All surveys will remain anonymous and the data collected will be used to evaluate the Test Event to assist planning and improvement for the Olympic and Paralympic Games in 2020
https://forms.office.com/Pages/ResponsePage.aspx?id=vxztemV_k0u5zlBz7tO6GK52dgrhkKVlrEMFOfljazNUNTg2WTA4NFhNQzU0VUFRNjhTRjhLNkZaOS4u



*Please submit your answer 1 time only.

6.1. Competition Procedures

6.1.1. Call to Competition

Athletes and team officials should arrive at the athletes' call room, located at the west side of the Field of Play, 15 minutes before the programmed start time of their match. Athletes, coaches and agents will be collected from the warm up range (Ranking Round range) by a marshal to guide to the call room and FOP entrance. Approximately, one or two minutes before the programmed start time of their match, athletes and team officials will then be moved to the athletes' entrance. When a signal is given by the floor manager at the finals field entrance, judges and coaches will enter the field of play first. Athletes then will be signaled to enter and proceed to their target positions.

Athletes should be aware that there will be athlete introductions.

Only one accredited team official will be allowed on the Field of Play as coach with each athlete/mixed team competing in the events. Coaches must stand within their coaches' area throughout the match. Only one spotting device is allowed in the coaches' area.

6.1.2. Athletes' Agent

In the warm-up area, when athletes collect their arrows after the end of the warm-up, athletes' agents should follow a marshal who will lead them to the Judges' Scoring Hut.

After a match, athletes' agents will be escorted from the Field of Play by marshals (except for those agents with consecutive matches) and must exit by the same route they entered. Athletes' agents must follow the marshal's instructions. For participating teams that do not have an agent, please inform the Organising Committee where a trained volunteer can act as an agent.

6.1.3. Storage of Archery Equipment

The competition venue will contain secure storage facilities located in BumB at which archers may leave their equipment after training or competition. Before storage, bows must be disassembled and locked in protective cases. The secure storage facilities at the competition venue will closed at the end of the competition on 18 July, by which point all equipment must be removed.

6.2. Post Competition Procedures

6.2.1. Leaving the Field of Play

During the elimination rounds, athletes and team officials will be invited to leave the field of play upon completion of their match by the Line Judge. The Line Judge will signal the athletes/coaches to the designated exit once the scores of the match have been confirmed. From here, athletes are to walk through the mixed zone.

6.2.2. Result Distribution

Based on 'Print on Demand' policy, results will be distributed through the Sport Information Center. All results can be found on the Ready Steady Tokyo and World Archery website.

6.3. Protocols, ceremonies & Clean Sports

6.3.1. Mixed Zone

At every competition venue, a mixed zone (divided in broadcast area and press area) will be located at the exit of the competition area, whenever possible. The mixed zone comprises of a designated areas to allow media representatives to interview athletes in a relaxed atmosphere. There will be no press conferences at this event.

All athletes must pass through the mixed zone and are encouraged to speak but are not obligated to make any comments.

Press operations will run the press side of the mixed zone, which will have adequate space to allow media representatives to interview athletes in a relaxed atmosphere.

NOC's press attachés will be entitled to accompany their own delegation's athletes on their side of the mixed zone. Press operations personnel will work closely with NOC press attachés to ensure a smooth management. One press attaché per NOC, with accreditation, is permitted to enter the athletes' side of the mixed zone only once the athletes are walking through the press area of this zone.

There is no time limit for athlete interviews except after the semi-final matches. However, the organisers will ensure that all operations are driven in a smooth and timely manner.

6.3.2. Doping control

Anti-Doping control will follow World Archery rules (World Ranking events).

Athletes should bring their passports and/or accreditation cards to the anti-doping control station if selected for a test.

6.3.3. Alcohol Test

Athletes and officials should also be available for random alcohol testing during the competition, following World Archery rules.

6.3.4. Ceremonies

Victory ceremonies, to take place immediately after gold medal matches will be conducted in English and Japanese as per the date and time indicated in the competition schedule.

Medal-winners are required to dress in their official team uniform and correct footwear during the victory ceremonies.

Flags or personal objects cannot be used during the ceremony.

It must comply with the third-party trademark identification guidelines regarding clothing and accessories worn during the victory ceremonies.

Medal-winners must also remove nonreligious headgear such as, sunglasses, hats and caps when receiving the medals, during their national anthem and raising of flags.



Yumenoshima Park Archery Field

2-1-4 Yumenoshima

Koto-ku 136-0081 Tokyo Japan

<https://www.google.com/maps/search/Yumenoshima+Park+Archery/@35.6498059,139.8249954,910m/data=!3m1!1e3>

One of the venues in the Tokyo Bay Zone, Yumenoshima Park Archery Field is located in Yumenoshima (*Yume* meaning “Dream”, and *Shima* meaning “Island” in Japanese) Park, which already houses extensive sporting and cultural facilities as well as the impressive Tropical Greenhouse Dome.

Ranking Round will be held in the Ranking Round Field of the Yumenoshima Park Archery Field. Elimination/final rounds of the archery competition will take place at a venue adjacent to the Ranking Round Field built temporarily.

7.1. Venue Access

The entry fees include transportation between the official hotels and the competition venue on each day of competition. Local transportation will not be provided to and from non-official hotels. The closest train station will be Shinkiba station (JR Keiyou Line & Tokyo Metro Yurakucho Line & Rinkai Line)

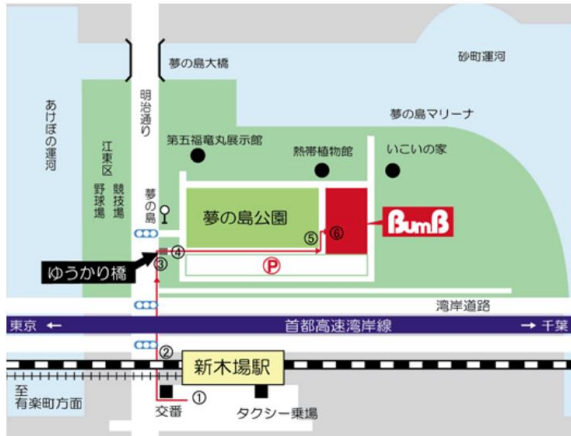
BumB Tokyo Sports Bunkakan Access by Public Transport

- ◆ 13-minute walk from Shin-Kiba Station on the Tokyo Metro Yurakucho Line, JR Keiyou Line and the Rinkai Line.

Climb down the stairs and come out of the station, and turn right at the police box in front of the station. Then go straight along the Meiji Street, cross two crosswalks going through under the highway bridge. Go up the footbridge called Yuukari-bashi on your right (There is a direction board there). Go straight for about 450 meters in the park, then you will arrive the entrance of BumB on your left.

- ◆ 5 minute-walk from the Yumenoshima bus stop on the Toei bus line.





① 新木場駅前の交番を右折し、明治通りをそのまま直進。



② 信号（横断歩道）を渡り、高架下を抜けて、次の信号も渡って直進します。



③ そのまま進んでいくと右手に見える歩道橋「ゆうかり橋」を上がって下さい。



④ 橋を下ったら、途中にある木々を見つつ約450m直進（約5分）！



⑤ 左側に Bumb東京スポーツ文化館が見えます。正面玄関よりお入り下さい。



⑥ フロントスタッフが笑顔でお出迎え！

Route Guide from Shin-Kiba Station

- ① Turn right at the police box in front of the station and go straight along the Meiji Street
- ② Cross two crosswalks going through under the highway bridge
- ③ Go up the footbridge called Yuukari-bashi on your front right
*Yuukari-bashi may still be in construction. In that case cross the parking lot on your right hand and go up the stairs
- ④ Go straight for about 450 meters
- ⑤ You will see the entrance of Bumb Tokyo Sports Bunkakan on your left front.

7.2. Facilities at the competition and training venue

The field of play for the ranking rounds will contain forty-two (42) targets used during competition but for the elimination rounds the Field of Play will contain two (2) targets. Targets and all other equipment will be presented in accordance with the World Archery Constitution and Rules.

The warm-up area for the elimination rounds will be next to the Field of Play and will contain eight (8) targets. The Ranking Round Field will serve as the warm-up area for the elimination/final rounds which contain eight (8) targets. The remaining space will be provided for training.

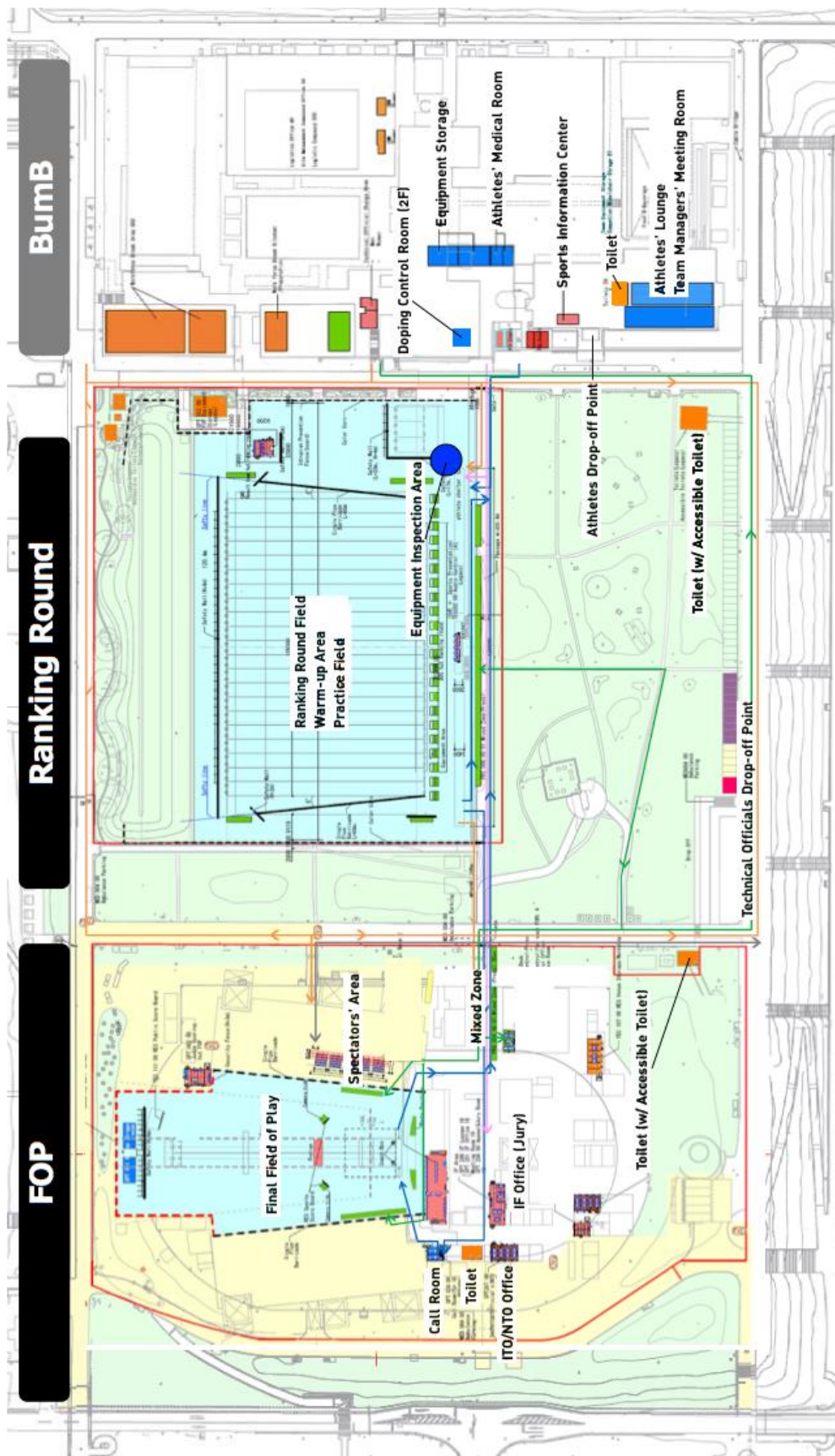
Other facilities at the competition venue will include:

- changing rooms
- lounges for athletes and officials
- massage space
- catering services
- internet access
- secure storage room for archery equipment (see 6.1.3 p.16)
- mixed zone where accredited media interview athletes after competition
- sport information center (for details, see 5.5 p.14)
- medical services (for details, see p.21)
- doping control station (for details, see 6.3.2 p.17)

The Archery training facilities at Yumenoshima Park Archery Field will include:

- 42 targets at 70m, including eight (8) warm-up targets
- six (8) targets at 5m

7.3. Venue Map



Transportation

Transportation and time tables will be provided at the competition venue and official hotels. The transportation will be limited to athletes/team officials who stay at official hotels. For safety, NO archery equipment such as, risers/bows and arrows etc are to be taken onto the bus but stored safely in the luggage compartments underneath.

*Transport schedule will be announced at each official hotels and venue's Sports Information Center (**See 7.3 Venue Map p.20**)

Meals

Breakfast: Will be provided to teams staying at official hotels each day.

Lunch: Available at the competition venue between 11 July and 18 July. 11:00 – 14:30

Dinner: Available for teams at official hotels from :

*Day Nice Hotel Tokyo	19:00 to 21:00
*APA Hotel Tokyo Shiomi-Ekimae	17:30 to 21:00
*Hotel Route-Inn Grand Toyo-cho	19:00 to 21:00
*Hotel East 21 Tokyo	17:30 to 21:00

Water on the Venue

Bottled water will be provided on venue during competition for accredited persons.

There will be several bottle collecting spots located within the venue. We also aim for ecological and sustainable environment. Your contribution to recycling will be appreciated.

Medical Related Issues

- First Aid services will be available during training days from 11 July. Ambulance and First Aid services will be available from 11-18 July in the Yumenoshima Park Archery Field.
- A doctor and a nurse are available on site for any emergency.
- In cases of emergencies in official hotels, please inform the contact person in each hotel.
- Please have a copy of your team members travel and medical insurance cover (with an English translation).

City Information

Weather

Summer (July) in Tokyo is hot and humid. Occasional rain will be expected in the late afternoon when the temperature becomes high in mid-day. Please prepare for both hot weather and rain.

Average weather in July (past 3 years)

Average Temperature	27° C
Low Temperature	24° C
High Temperature	31° C
Sunshine Hours	187 Hours
Monthly Rainfall	90 mm
Sunrise	4.34 h
Sunset	18.59 h

Medical information (Off the venue)

In cases of emergencies in official hotels, please inform the general manager in each hotel or contact the hospital below.

Tokyo Metropolitan Bokutoh Hospital

23-15, 4-chome, Kotobashi, Sumida-ku, Tokyo

TEL +81-3 (3633) 6151

http://bokutoh-hp.metro.tokyo.jp/en/hospital_overview.html

Insurance

All team members must have valid medical insurance and travel insurance for the event. Tokyo 2020 will not be responsible for providing medical insurance or travel insurance for any competitor or team official.

Water

You can safely drink tap water in Japan.

Internet Connection

Free Wi-Fi will be available at the official hotels.

Smoking

Smoking is prohibited on the competition venue. Furthermore, please note that due to local authority laws smoking (including e-cigarette and vaping) and littering of cigarettes are also strictly prohibited in all public areas surrounding the venue except for designated smoking areas.



Electricity and adapters:

Electrical outlets in Japan is 100V single phase. Please be sure to purchase in advance the proper equipment for you and your team's needs.



Tokyo 2020 Test Event READY STEADY TOKYO Official Website

<https://readysteady.tokyo2020.org/en/news/detail/archery-about/>

Tokyo 2020 Official License Shop Info

https://tokyo2020shop.jp/contents/official_shop

The closest Official License Shop from the Hotels area are either at **Akihabara Station (JR/Tokyo Metro)** or **Tokyo-Teleport Station (Rinkai Line)**

Tokyo 2020 PR Station Info

<https://tokyo2020.org/jp/news/notice/20190330-01.html>

Top 10 things to do in Tokyo

• Asakusa

An area centered around Sensoji Temple with Kaminarimon or the "Thunder Gate" and Nakamise shopping street—is surrounded by water and immersed in rich tradition. Take in riverside views, hop on a boat for a riverside cruise, or stroll the traditional streets filled with stalls and authentic souvenir shops selling quintessentially Japanese goods. Visit Asakusa to experience true Japanese traditions, arts and crafts, and take a little piece home with you.

• Odaiba

No visit to Tokyo is complete without exploring Odaiba, the artificial island in Tokyo Bay. Although Odaiba appears to be a huge amusement park, it's much more than that. In Odaiba, you can discover art created by computers in the teamLab Borderless museum (<https://borderless.teamlab.art/>) or see new technology being developed at Miraikan (<https://www.miraikan.jst.go.jp/en/>) – the National Museum of Emerging Science and Innovation.

• Shibuya

Artistic shots of Shibuya's iconic crossing continue to feature on the pages of global fashion and travel magazines, and for good reason. The chaotic, yet miraculously organized crossing has become a symbol of Tokyo's dynamism and represents Shibuya—Japan's trend-setting powerhouse dedicated to fashion and arts. Join the crowds as they diverge off into the many streets and alleyways to shop and hangout in hip cafes, bars, and restaurants. Spend time appreciating the area's fiercely independent art scene, or simply visit to experience the rapid-beating heart of Tokyo.

• Meiji-jingū Shrine

Tumble out of Harajuku Station and within a few minutes you will be at the striking torii gate marking the entrance into the spiritual grounds of Meiji-jingū. When you pass under the gate entering the grove of towering trees, the hubbub of the city becomes muffled and the air temperature drops a couple of degrees. The shrine and its grounds are a true oasis of calm amid the city. Spend a morning or afternoon wandering the stone paths—you might even catch a traditional wedding in progress—and then head to neighboring Yoyogi Park, the 1964 Olympic Village site and one of Tokyo's biggest parks.

• Shinjuku

A station bursting to the seams, armies of office workers, school kids and international travelers squeeze through Shinjuku Station's ticket gates on a daily basis—out into a sprawling area of towering sky scrapers, wide shopping streets and countless cafes, bars and restaurants. Nishi-Shinjuku, west of the station, houses a forest of skyscrapers, while the east side is your access point for shopping, dining and entertainment. Bathed in neon, the area of Kabukicho is a maze of hotels and spots for nighttime revelry.

• Japanese cuisine

Eating and drinking is an art form in Japan and nowhere offers you a better selection of exciting culinary experiences than Tokyo's bars and restaurants. Whether you want award-winning restaurants, authentic local eateries, dazzling dinner shows or painstakingly-prepared cocktails on the top floor of a skyscraper, the city has you covered.

Search Page for Multilingual Menus: <http://www.menu-tokyo.jp/>

For those who prefer Halal foods, please check here: <https://www.halalgourmet.jp/restaurant/Tokyo/1>

• Traditional Culture Experience

What intrigues you about Japanese Culture? Satisfy your craving for culture with a specialized tour, a hands-on workshop, or class on a traditional art form. From cooking classes and kimono photo shoots to calligraphy and meditation, these workshops in Tokyo open-up a window into Japanese tradition.

List of workshops and specialized tour: <https://www.gotokyo.org/en/see-and-do/culture/traditional-cultural-experience/index.html>

• Onsen (hot-spring) and Sento (public bath)

If you want to get refreshed, relaxed, and rejuvenated, you must experience Japanese hot-spring and public baths.

Ooedo-Onsen Monogatari (<https://daiba.ooedoonsen.jp/en/>)

Tokyo Dome Spa LaQua (<https://www.tokyo-dome.co.jp/tourists/spalaqua/>)

• Manga/Anime

Geisha, samurai, sushi and sumo have long been leading symbols of Japanese culture—or at least until recently. Nowadays, anime, manga, concept cafes, J-pop and uber-inventive street fashion appear to have taken their place, particularly for millennials and children of the digital age. If you love Japanese pop culture – especially manga and anime – don't miss the following places!

Tokyo One Piece Tower (<https://onepiecetower.tokyo/?lang=en>)

Ghibli Museum (<http://www.ghibli-museum.jp/en/>)

• Animal Café

The idea of cat cafes originates from Tokyo and has spread around the globe becoming a worldwide trend. In Tokyo, the themes have expanded to incorporate different animals, birds, and reptiles so if you're not a lover of felines; you can now choose a different species to spend some recreational time with.

Cat café: Mocha Shibuya (<http://catmocha.jp/shibuya/>)

Owl café: Akiba Fukuro (<http://akiba2960.com/>)

Hedgehog café: Chiku Chiku (<https://hedgehoghome.cafe/en/>)

For more information, check out here: <https://www.gotokyo.org/en/index.html>

National Team:

.....

RECURVE Mixed Team:

1.

2.

Name and Signature of Team Official

(Name)

.....

(Signature)

.....

The results of the highest scoring male and female members of the team, will automatically be used for the mixed team event. If Team Managers wish to use other athletes of the team, please use this form to name the athletes that will be competing in the mixed team event.

Forms to be given to the World Archery Results Manager or Chairperson of the Judges Commission 1 hour prior to the beginning of the first match of the Mixed Team event.

Appeal Form



Appeal Form

This is an Intention of Appeal

This is an appeal from

(please tick appropriate box)

Appeal Fee

- USD 50
- Euro 50
- JPY 5,000

Team Manager of the following country: _____

Name of the Team Manager: _____

Team (please name country): _____

Individual person (name): _____

Other (please specify): _____

This appeal is against: _____

Description of Appeal or Protest:

I believe this action is against the following rules (state article if known): _____

Signature: _____ Print Name: _____

Article 3.13.3.1:

An intention to appeal when it might affect the progression of an athlete from one stage of the competition to the next, shall be expressed in writing and lodged with the chairperson of the Tournament Judge Commission within five minutes of the end of the relevant round or match, whichever applies. During the Finals of match play rounds, the notice of intent to file an appeal shall be given within five minutes of the end of the match, or prior to the start of the next match, whichever is first.

Article 3.13.8:

Jury decisions shall be minuted and reported to the appellant, the chairperson of the Tournament Judge Commission and the organisers before the beginning of the next stage of the competition or before the awarding of prizes.

3.13.4

Amount paid is reviewed and determined by the World Archery Executive Board on an annual basis.

Received on: ____/____/____ Time: _____

by Chair Person of the Tournament Judge Commission

Signature: _____ Name in printing: _____

WA Archery



Guidelines Regarding Authorised Identifications Games of the XXXII Olympiad Tokyo 2020



Please be aware of the complementary document General Guidelines to perfectly handle purpose of Authorised Identifications.

International Federations
Documents direct access coming soon

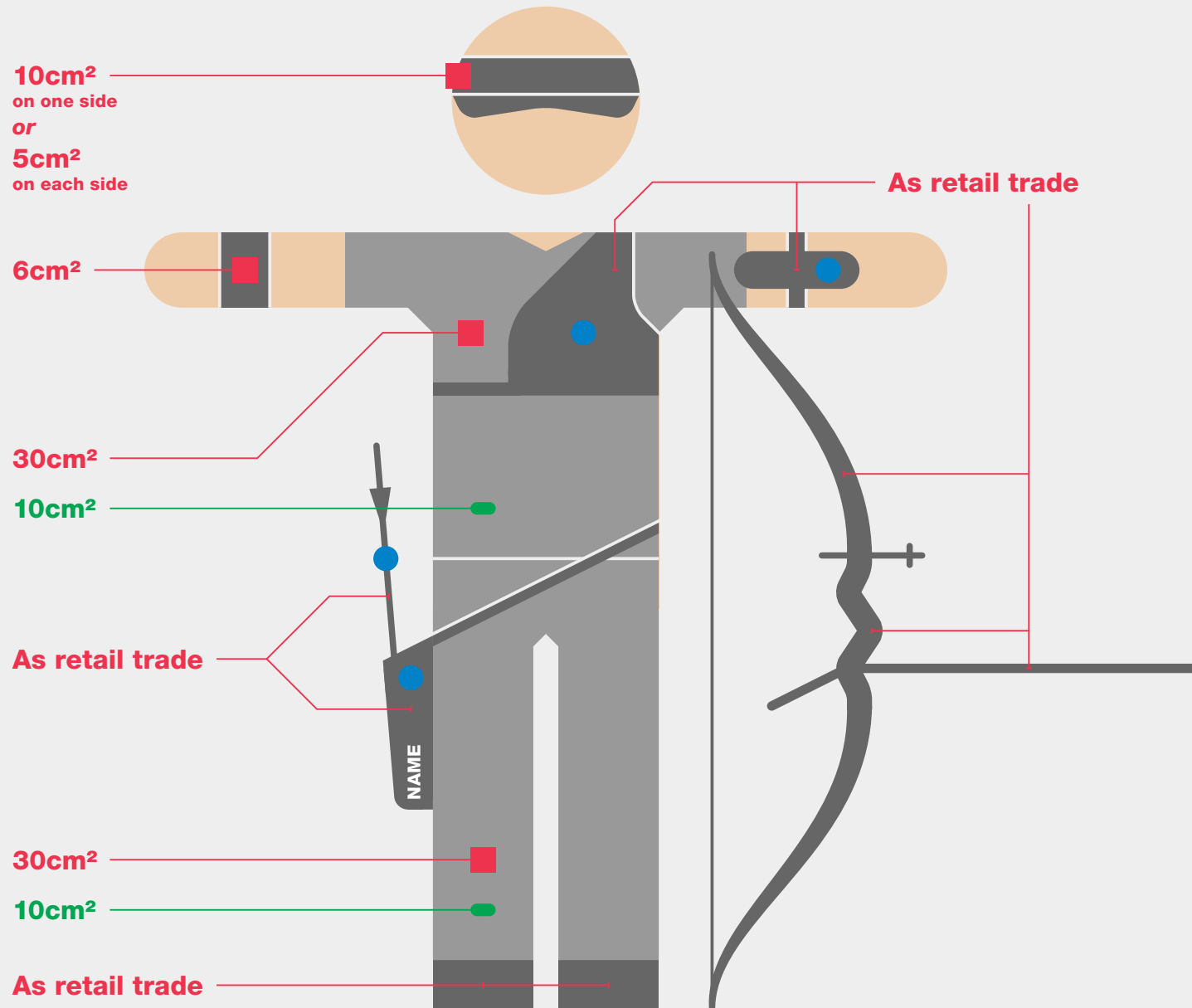
National Olympic Committees
Documents direct access coming soon



**Guidelines Regarding
Authorised Identifications
Games of the XXXII Olympiad
Tokyo 2020**

WA Archery

Front



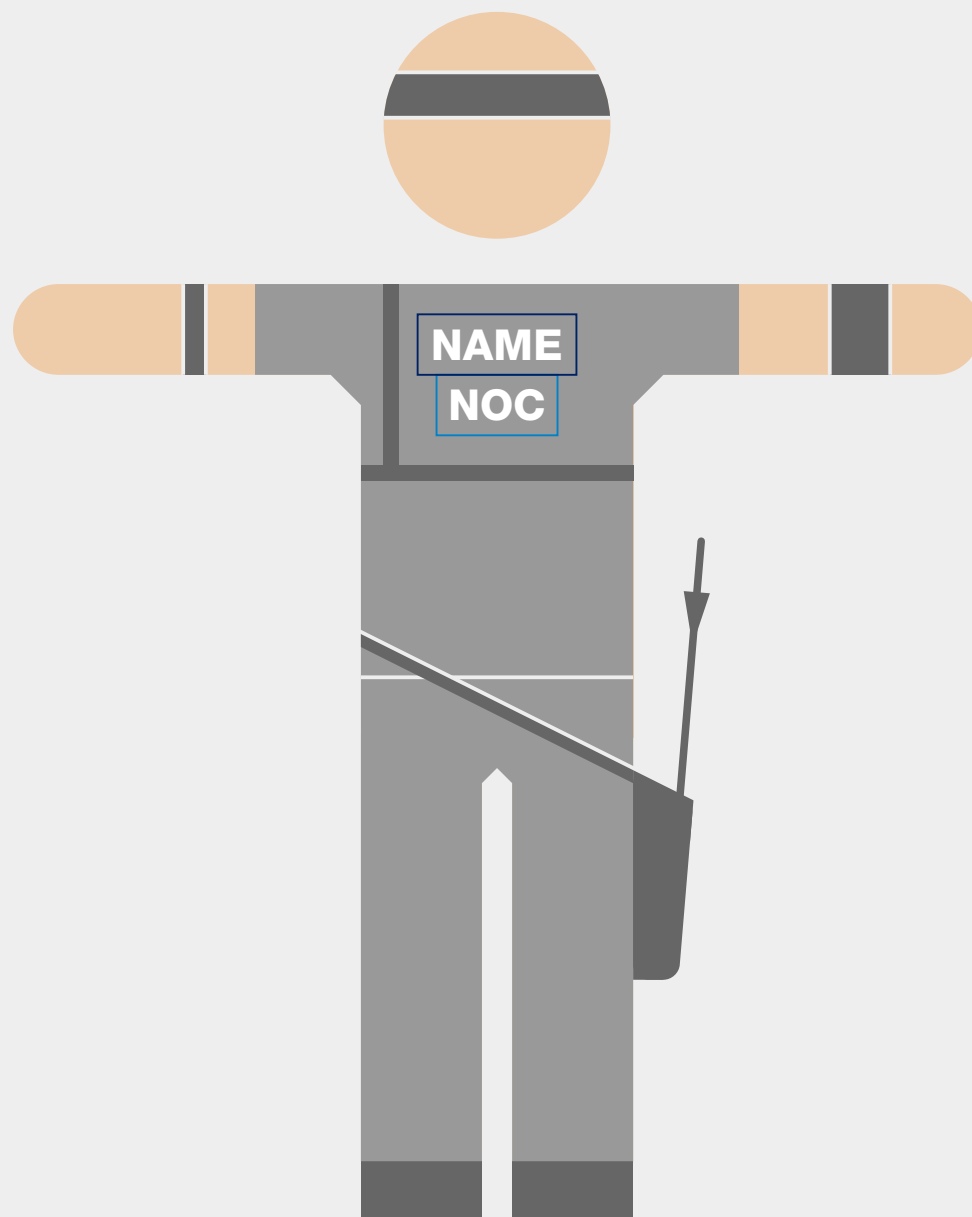
Floating	Precise	
■	□	Identification of the Manufacturer
●	○	Product Technology Identification
●	○	NOC Emblem and National Identity
◆	◇	Homologation Marks



**Guidelines Regarding
Authorised Identifications
Games of the XXXII Olympiad
Tokyo 2020**

WA Archery

Back



Floating Precise

- — □ Identification of the Manufacturer
- — ○ Product Technology Identification
- — ○ NOC Emblem and National Identity
- ◆ — ◇ Homologation Marks



**Guidelines Regarding
Authorised Identifications
Games of the XXXII Olympiad
Tokyo 2020**

Application of Guidelines regarding Authorised Identifications

Clothing

Shirt	One <i>Identification of the Manufacturer</i> [■] per clothing item will be permitted, to a maximum size of 30cm ² .
Trousers/Pants/ Shorts	One additional <i>Product Technology Identification</i> [-] will be permitted per clothing item, to a maximum size of 10cm ² .
Tracksuit/Jacket	

Sport Equipment

Quiver	Quivers may carry the <i>Identification of the Manufacturer</i> as generally used on products sold through the retail trade during the period of 6 months or more prior to the Games, with a maximum of one <i>Identification of the Manufacturer</i> per item.
Arrow	Arrows may carry the <i>Identification of the Manufacturer</i> as generally used on products sold through the retail trade during the period of 6 months or more prior to the Games, with a maximum of two <i>Identifications of the Manufacturer</i> per item.
Bow limbs Bow riser/ handle Stabilisers	The <i>Identification of the Manufacturer</i> may appear on both sides of the bow (riser and limbs), of the handle/grip and of the stabiliser, generally used on products sold through the retail trade during the period of 6 months or more prior to the Games.

WA Archery

All General Principles apply unless expressly mentioned otherwise above (in particular in relation to size, frequency, location or Sports Brand requirements).



**Guidelines Regarding
Authorised Identifications
Games of the XXXII Olympiad
Tokyo 2020**

Sport Equipment

Arm guard
Chest guard One *Identification of the Manufacturer* as generally used on products sold through the retail trade during the period of 6 months or more prior to the Games.

Accessories

Armband One *Identification of the Manufacturer* [■] per item will be permitted, to a maximum size of 6cm².

Arm sleeve One *Identification of the Manufacturer* will be permitted per item, to a maximum size of 6cm² when worn.

Socks One *Identification of the Manufacturer* [■] will be permitted per item, to a maximum size of 10cm².

Headgear One *Identification of the Manufacturer* [■] will be permitted per item, to a maximum size of 10cm² or two *Identifications of the Manufacturer*, to a maximum size of 5cm² each, placed above each ear.

Eyewear May carry the *Identification of the Manufacturer* as generally used on products sold through the retail trade during the period of 6 months or more prior to the Games, with the Identifications permitted on the lenses so long as such identifications are tone-on-tone, engraved into the lens, and is not deemed as conspicuous by the IOC.

Bag One *Identification of the Manufacturer* per item will be permitted, not greater than 10% of the surface area of the item, to a maximum size of 60cm².

WA Archery

All General Principles apply unless expressly mentioned otherwise above (in particular in relation to size, frequency, location or Sports Brand requirements).

Shoes/Footwear

Shoes All footwear items may carry the *Identification of the Manufacturer* as generally used on products sold through the retail trade during the period of 6 months or more prior to the Games.

Additional IF Specifications

The following IF technical requirements apply in relation to the General Guidelines:

Section 8 · Third Party Identifications (athlete names)

All athletes shall have their name across the back on the shoulder area in combination with the name of their country/territory (or NOC code).

The name of the athlete or initials may appear on the quiver and the quiver belt with a maximum letter height of 38mm on the quiver and 18mm on the belt attached to the quiver. Only Roman characters are allowed.

Section 10 · NOC Emblems and National Identity

National flags or NOC emblems [●] are permitted on chest guards, arm protectors, arrows and quivers (max height of the letters will be 38mm). Only Roman characters are allowed.

All athletes shall have the name of their country/territory (or NOC code) across the back on the shoulder area in combination with their name.

Section 12 · Homologation Marks

No homologation marks required by the IF.

Section 17 · Submission Process

No additional obligatory submission process required by the IF, section 17 of the General Guidelines applies.



**Guidelines Regarding
Authorised Identifications
Games of the XXXII Olympiad
Tokyo 2020**

WA Archery

All General Principles apply unless expressly mentioned otherwise above (in particular in relation to size, frequency, location or Sports Brand requirements).